



Moss & Algae[®] Killer 

Monterey Moss Stopper[™]

 for organic gardening

- Fast Acting
- Does Not Stain
- Treats up to 1,562 sq. ft.

For use on Lawns, Roofs, Decks, Patios, Walkways, Driveways and Fences

*Not for use on algae in California


Active Ingredient:	
d-limonene (citrus oil)	70%
Other Ingredients:	30%
Total	100%

EPA Reg. No. 82052-1-54705
EPA Est. No. 48498-CA-1

KEEP OUT OF REACH OF CHILDREN

CAUTION See Attached Booklet for Precautionary Statements and Directions for Use

NET CONTENTS: 1 PINT/473.18 mL (CEF-01162015) 0715(01)



Monterey Moss Stopper™

Moss & Algae* Killer



**For use on Lawns, Roofs, Decks, Patios,
Walkways, Driveways and Fences**

- **Fast Acting**
- **Does Not Stain**
- **Quick Visible Results**
- **Clean Citrus Scent**

**Not for use on algae in California*



EPA Reg. No. 82052-1-54705

EPA Est. No. 48498-CA-1

Distributed For:

LAWN AND GARDEN PRODUCTS, INC.

P.O. Box 35000 • Fresno, CA 93745 • (559) 499-2100

info@montereylawngarden.com

Moss Stopper is a trademark of Lawn and Garden Products, Inc.

(CEF-01162015) 0715(01)

PRECAUTIONARY STATEMENTS

HAZARDS TO HUMANS AND DOMESTIC ANIMALS

CAUTION: Harmful if absorbed through skin. Causes moderate eye irritation. Avoid contact with skin, eyes or clothing.

FIRST AID

If On Skin or Clothing: Take off contaminated clothing. Rinse skin immediately with plenty of water for 15-20 minutes. Call a poison control center or doctor for treatment advice.

If In Eyes: Hold eye open and rinse slowly and gently with water for 15-20 minutes. Remove contact lenses, if present, after the first 5 minutes. Then continue rinsing eye. Call a poison control center or doctor for treatment advice.

HOT LINE NUMBER

Have the product container or label with you when calling a poison control center or doctor, or going for treatment. For emergency information concerning this product, call the National Pesticide Information Center (NPIC) at 1-800-858-7378 seven days a week, 6:30 am to 4:30 pm Pacific Time. During other times, call your poison control center at 1-800-222-1222.

User Safety Recommendations

Users should

- Wash hands before eating, drinking chewing gum, using tobacco or using the toilet.
- Remove clothing immediately if product gets inside. Then wash thoroughly and put on clean clothing.

PHYSICAL AND CHEMICAL HAZARDS

Combustible. Do not use or store near heat or open flame.

ENVIRONMENTAL HAZARDS

Do not apply directly to water, or to areas where surface water is present or to intertidal areas below the mean high water mark. Do not contaminate water when disposing of equipment wash water or rinsate.

DIRECTIONS FOR USE

It is a violation of Federal law to use this product in a manner inconsistent with its labeling.

Do not use this product until you have read the entire label. Do not apply this product in a way that will contact workers or other persons, either directly or through drift. Only protected handlers may be in the area during application. For any requirement specific to your State or Tribe, consult the State or Tribal agency responsible for pesticide regulations.

For use on Lawns, around Border plants and Structures: such as Roofs, Driveways, Fences, Decks, Siding, Steps, Patios, and Other Outdoor Surfaces constructed of Composition Shingles, Wood, Asphalt, Concrete, Brick, Tile, Stone and Plastic Resins

Non-staining formula: does not stain concrete, brick, pavement, stucco or wood

Will not damage: gutters, metal flashing or downspouts

- Kills moss and algae* quickly – quick visible results
- Effectively eliminates moss on lawns, roofs, decks, driveways, walkways, fences
- Can be used around border plants when used as directed
- Does not contain any metal salts, such as iron or zinc
- Can be used at low temperatures
- No unpleasant odor – Clean citrus scent
- Controlling moss and algae may add months or years of service to roofs, patios, decks, and such areas.

**Not for use on algae in California.*

PRODUCT INFORMATION

MONTEREY MOSS STOPPER controls moss and algae*. The product uses d-limonene, which is the citrus oil that is extracted from the rind of oranges. MONTEREY MOSS STOPPER is fast acting with quick visible results. It begins working on contact.

**Not for use on algae in California.*

Where to use it:

Use this product to get rid of unwanted moss and algae* throughout your yard, including lawns, roofs, driveways, fences, decks, siding, steps, patios, and other outdoor surfaces constructed of composition shingles, wood, asphalt, concrete, tile, stone and plastic resins. MONTEREY MOSS STOPPER may damage paint on newly painted surfaces.

Use Precautions:

MONTEREY MOSS STOPPER is effective over a wide range of environmental conditions. Cool weather will slow the activity of MONTEREY MOSS STOPPER but should not affect its performance. Allow heavy dew to evaporate prior to MONTEREY MOSS STOPPER applications. Test the spray in small area first to determine its suitability for use (check for possible undesirable effects after 24 hours). Apply when moss and algae* are actively growing and preferable when daytime temperatures exceed 45°F for a period of three consecutive days prior to the day of application. Do not apply when temperatures

exceed 75°F prior to the application or on the day of application. Freshly treated areas may be slippery. To avoid falling do not walk on freshly treated areas.

Higher concentrations of MONTEREY MOSS STOPPER (10% and higher) will damage some plants. Avoid overspraying onto desirable plants to avoid plant injury that may be caused by contact with the spray. Should overspray occur, rinse affected plants with water immediately.

Keep children and pets out of the treated area until sprays have dried.

Mixing of MONTEREY MOSS STOPPER:

Fill the spray tank $\frac{1}{2}$ full with clean water. Add any other dry formulations then liquid formulations to the tank. Add MONTEREY MOSS STOPPER while agitating. Then fill remainder with water.

Tank Mix Combination:

When this product is used in combination with any other products, refer to the respective product labels for rates and methods of application, proper timing, restrictions and precautions.

Compatibility Testing:

If the compatibility with another product is not known, a jar test or physical compatibility study should be conducted before tank mixtures are made. Do not apply this product through any type of irrigation system.

Application Instructions

Spray Solution: Dilute the product by mixing one part MONTEREY MOSS STOPPER with 50 parts water (2.56 oz. in 1 gallon water). Thoroughly soak moss with solution, applying 3.5 to 4 gallons per 1,000 sq. ft. For thick moss (>1 in.), use up to 6 gallons per 1,000 sq. ft.

One gallon of MONTEREY MOSS STOPPER will treat 12,500 sq. ft. of regular moss and 8,333 sq. ft. of thick moss (> 1 in.).

Mixing Instructions			
Final Spray Volume	Amount of MONTEREY MOSS STOPPER	This volume treats regular moss – number of sq. ft.	This volume treats thick moss (>1" thick) – number of sq. ft.
1 gal	2.6 oz	250	167
4 gal	10.2 oz	1,000	668
6 gal	15.4 oz	1,500	1,000
10 gal	25.6 oz	2,500	1,667
50 gal	1 gal	12,500	8,333

METHODS OF APPLICATION:

Apply with any standard hand-held sprayer, backpack sprayer, tank sprayer, mop, watering can or brush. Keep sprayer moving to get an even application. In areas of hard water, use water softeners.

Directions for Moss in Lawns:

When spraying mossy area, be sure to soak the moss growth thoroughly. Treated moss will turn a light yellow to dark orange color. Action is most rapid in warm, humid weather. After 30 minutes, treated area can be sprayed lightly with water. To improve appearance of lawn, rake out dead moss a few days after treatment.

Directions for Moss on Structures such as Roofs, Driveways, Fences, Decks, Siding, Steps, Patios, and Other Outdoor Surfaces constructed of Composition Shingles, Wood, Asphalt, Concrete, Brick, Tile, Stone and Plastic Resins:

For best results apply when moss and algae* are actively growing. Apply mixed spray to thoroughly wet the area and soak the unwanted moss and algae*. For best results, leave spray on area for an hour. The treated area can be sprayed lightly with water after one hour. When spraying roofs it is best to spray "up-slope" to thoroughly treat the ends of the shingles.

**Not for use on algae in California*

STORAGE AND DISPOSAL

Do not contaminate water, food, or feed by storage or disposal.

PESTICIDE STORAGE: Store in a cool, dry place inaccessible to children and pets.

PESTICIDE DISPOSAL: To avoid waste, use all material in this container by application according to label directions. If wastes cannot be avoided, offer remaining product to a waste disposal facility or pesticide disposal program (often such programs are run by state or local governments or by industry).

CONTAINER HANDLING:

[Plastic containers with capacities equal to or less than 5 gallons:] Nonrefillable container. Do not reuse or refill this container. Triple rinse container (or equivalent) promptly after emptying. Triple rinse as follows: Empty the remaining contents into application equipment or a mix tank and drain for 10 seconds after the flow begins to drip. Fill the container 1/4 full with water and recap. Shake for 10 seconds. Pour rinsate into application equipment or a mix tank, or store rinsate for later use or disposal. Drain for 10 seconds after the flow begins to drip. Repeat this procedure two more times.

(continued)

STORAGE AND DISPOSAL (*cont.*)

CONTAINER HANDLING: (*continued*)

[Plastic containers with capacities greater than 5 gallons:] Nonrefillable container. Do not reuse or refill this container. Triple rinse container (or equivalent) promptly after emptying. Triple rinse as follows: Empty the remaining contents into application equipment or a mix tank. Fill the container 1/4 full with water. Replace and tighten closures. Tip container on its side and roll it back and forth, ensuring at least one complete revolution, for 30 seconds. Stand the container on its end and tip it back and forth several times. Turn the container over onto its other end and tip it back and forth several times. Empty the rinsate into application equipment or a mix tank or store rinsate for later use or disposal. Repeat this procedure two more times.

Offer for recycling, if available.

CONDITIONS OF SALE AND WARRANTY

The Directions For Use of this product reflects the opinion of experts based on field use and tests. The directions are believed to be reliable and should be followed carefully. However, it is impossible to eliminate all risks inherently associated with the

use of this product. Crop injury, ineffectiveness or other unintended consequences may result, because of factors such as weather conditions, presence of other materials, or use of the product in a manner inconsistent with its labeling, all of which are beyond the control of Lawn and Garden Products, Inc. or the Seller. All such risks are assumed by the Buyer.

To the extent consistent with applicable law, Lawn and Garden Products, Inc. warrants that this product conforms to the chemical description on the label and is reasonably fit for the purposes referred to in the **Directions For Use**, subject to the inherent risks, referred to above. To the extent consistent with applicable law, Lawn and Garden Products, Inc. makes no other express or implied warranty of fitness or merchantability or any other express or implied warranty. To the extent consistent with applicable law, in no case shall Lawn and Garden Products, Inc. or the Seller be liable for consequential, special or indirect damages resulting from the use or handling of this product. To the extent consistent with applicable law, Lawn and Garden Products, Inc. and the Seller offer this product, and the Buyer and user accept it, subject to the foregoing **Conditions of Sale and Warranty** which may be varied only by agreement in writing signed by a duly authorized representative of Lawn and Garden Products, Inc.

Monterey Moss Stopper™



**KEEP OUT OF REACH OF CHILDREN
CAUTION**

FIRST AID

If On Skin or Clothing: Take off contaminated clothing. Rinse skin immediately with plenty of water for 15-20 minutes. Call a poison control center or doctor for treatment advice.

If In Eyes: Hold eye open and rinse slowly and gently with water for 15-20 minutes. Remove contact lenses, if present, after the first 5 minutes. Then continue rinsing eye. Call a poison control center or doctor for treatment advice.

HOT LINE NUMBER

Have the product container or label with you when calling a poison control center or doctor, or going for treatment. For emergency information concerning this product, call the National Pesticide Information Center (NPIC) at 1-800-858-7378 seven days a week, 6:30 am to 4:30 pm Pacific Time. During other times, call your poison control center at 1-800-222-1222.

**See booklet for Precautionary Statements,
Directions for Use & Storage and Disposal.**

EPA Reg. No. 82052-1-54705

EPA Est. No. 48498-CA-1

Distributed For:

LAWN AND GARDEN PRODUCTS, INC.

P.O. Box 35000 • Fresno, CA 93745 • (559) 499-2100

info@montereylawnandgarden.com

Moss Stopper is a trademark of Lawn and Garden Products, Inc.

PEEL BACK BOOK HERE AND RESEAL AFTER OPENING ▲



**NET CONTENTS:
1 PINT/
473.18 mL**