

AM127-02 Front
 300503683-05/10
 UPC 0 70624 25024 2
 IMAGE Herbicide from Lilly Miller
 Brush & Vine Killer
 1 Quart
 Size: 4.035" x 6.4917"
 DATE: 05-25-10

Process Cyan	Pantone 108 (as process)
Process Magenta	Pantone 1797 (as process)
Process Yellow	White Opaque Underlayer
Process Black	FPO Swoosh Gradient
Pantone 341 Green	
Pantone 376 Lime Green	
Pantone Reflex Blue	

Covers 4,000 Sq. Ft.
 Cubre 4,000 pies cuadrados

IMAGE® Herbicide FROM **Lilly Miller**®

BRUSH & VINE KILLER

Mata los matorrales y enredaderas

Kills Tough Brush and Vines

Elimina las enredaderas y matorrales resistentes

Kills completely – stumps and roots won't grow

You may replant in treated area in just 1 month

Keep out of reach of children
CAUTION See back booklet for additional Precautionary Statements & First Aid
Manténgase fuera del alcance de los niños
PRECAUCIÓN Consulte el folleto atrás para conocer los avisos de precaución adicionales y los primeros auxilios

ACTIVE INGREDIENT:
 Triclopyr (3,5,6-trichloro-2-pyridinyloxyacetic acid), triethylamine salt* 8.0%
 OTHER INGREDIENTS..... 92.0%
 * Equivalent to 5.7% acid.

NET CONTENTS/CONTENIDO NETO
1 QUART (946 ml.)

AM127-02 300503683-05/10

White opaque underlayer (shown as Pink on proof) prints on metallic substrate. Swoosh area (shown on proof and in document as gradient) is not printed to show metallic substrate below.

AM127-02 12 Page Book
300503684-05/10
UPC 0 70624 25024 2
IMAGE Herbicide from Lilly Miller
Brush & Vine Killer
1 Quart
Size: 3.535" x 3.9"

Black
Pantone 341 Green

IMAGE® FROM **Lilly Miller**®
Herbicide

BRUSH & VINE KILLER

*Kills blackberry, kudzu, poison oak,
poison ivy, mesquite, sumac, scotch broom,
horsetail rush, and most other woody plants*

Kills tough brush – roots and all
Provides a complete kill; No regrowth from the roots

**See inside for additional Precautionary Statements,
First Aid, and complete Directions for Use**

**Revise el interior para obtener declaraciones adicionales de precaución,
primeros auxilios e instrucciones completas de uso**

Image and Lilly Miller are registered trademarks of Central Garden & Pet.

Distributed by:
AMBRANDS
2030 Powers Ferry Road, Suite 370
Atlanta, GA 30339
Printed in U.S.A.
EPA Reg. No. 802-594-73342
EPA Est. No. 33518-CN-1A, 19713-MS-1b, 11715-TN-1c,
5905-AR-1d, 5905-GA-1e, 59144-GA-1f
Subscript used is first letter of Run Code on Container.
www.imageherbicide.com
800-265-0761

CENTRAL
Garden & Pet

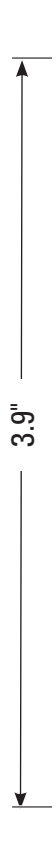
FPO

0 70624 25024 2
AM127-02 300503684-05/10

PULL HERE TO OPEN / PRESSE TO RESEAL
TIRE AQUÍ PARA ABRIR / PRESIONE PARA VOLVER A CERRAR

3.9"

3.535"



**PRECAUTIONARY STATEMENTS
HAZARDS TO HUMANS AND DOMESTIC ANIMALS**

CAUTION: Causes eye irritation. Harmful if swallowed, inhaled, or absorbed through the skin. Avoid contact with eyes, skin or clothing during and after application. Avoid breathing spray mist. When applying this product, wear a long-sleeved shirt, long pants, shoes and socks, and waterproof gloves. Wash thoroughly with soap and water after handling. Do not apply this product in a way that will contact any person or pet, either directly or through drift. Keep people and pets out of the treated area during application. Do not allow people or pets onto treated areas until sprays have dried.

USER SAFETY RECOMMENDATIONS

- Users should wash hands before eating, drinking, chewing gum, using tobacco, or using the toilet.
- Users should remove clothing immediately if pesticide gets inside. Then wash thoroughly and put on clean clothing.
- Users should remove protective clothing and equipment immediately after handling this product. Wash the outside of gloves before removing. Keep and wash protective clothing and equipment separately from other laundry.

2

3.535"

FIRST AID

Have product container or label with you when calling a poison control center or doctor, or going for treatment.

If swallowed:	Call a poison control center or doctor immediately for treatment advice. Have person sip a glass of water if able to swallow. Do not induce vomiting unless told to do so by a poison control center or doctor. Do not give anything by mouth to an unconscious person.
If inhaled:	Move person to fresh air. If person is not breathing, call 911 or an ambulance, then give artificial respiration, preferably mouth-to-mouth if possible. Call a poison control center or doctor for further treatment advice.
If on skin or clothing:	Take off contaminated clothing. Rinse skin immediately with plenty of water for 15-20 minutes. Call a poison control center or doctor for treatment advice.
If in eyes:	Hold eye open and rinse slowly and gently with water for 15-20 minutes. Remove contact lenses, if present, after the first 5 minutes, then continue rinsing eye. Call a poison control center or doctor for treatment advice.

ENVIRONMENTAL HAZARDS

Do not apply directly to water. Do not contaminate water when disposing of equipment washwaters and rinsate. This chemical has properties and characteristics associated with chemicals detected in groundwater. The use of this chemical in areas where soils are permeable, particularly where the water table is shallow, may result in groundwater contamination.

3

3.535"

3.9"

DIRECTIONS FOR USE

It is a violation of Federal law to use this product in a manner inconsistent with its labeling. For household use only. Not for use indoors.

- Controls horsetail rush
- Makes up to 8 gallons of spray
- Easy to apply with a pump-up or hose-end sprayer
- Won't harm the soil – replant in just 1 month

WHAT IS THIS PRODUCT? AND WHAT WILL IT DO?

Brush & Vine Killer kills blackberry vines, plus many kinds of brush and unwanted woody plants. This product can be used in many places around your yard, such as along fences and driveways, under decks, around patios and buildings, or in driveways and parking areas. The area can be planted again just a few weeks after spraying.

This product will also prevent woody plants from sending up sprouts from the roots, once they are cut down.

Use this product to kill these plants:

Alder, Arkansas Rose, Arrowwood, Ash, Aspen, Beech, Birch, Blackberry, Blackgum, Box Elder, California Rose, Cascara, Ceanothus, Cherry, Chinquapin, Choke Cherry, Cottonwood, Douglas Fir, Dogwood, Elderberry, Elm, Hawthorn, Hazel, Honeysuckle, Hornbeam, Horsetail Rush (Field), Kudzu, Locust, Madrone, Maples, Mesquite, Mimosa, Mulberry, Oaks, Persimmon, Pine, Poison Ivy, Poison Oak, Poplar, Raspberry, Salmonberry, Sassafras, Scotch Broom, Sumac, Sweetbay Magnolia, Sweetgum, Sycamore, Tanoak, Thimbleberry, Trumpet Creeper, Tulip Poplar, Vine Maple, Virginia Creeper, Western Hemlock, Wild Grape, Wild Rose, Willow, Winged Elm.

HOW DO I USE THIS PRODUCT?

When to use: Spray brush anytime it is actively growing – in Spring, after leaves are fully open, in Summer, when there is sufficient water, or in the Fall, before the leaves begin to change color.

4

3.535"

What to do: Spray this product using a pump sprayer or a hose-end sprayer. Use a spray pattern which gives small droplets without a fine mist. Over-pumping the sprayer will make a fine mist. Spray when the air is calm and there is no wind. Wet the brush completely with the spray. This product works through the leaves and bark; there's no need to wet the soil. After leaves have dropped off (4 - 6 weeks after spraying), cut down the brush and dispose of it. Once the brush is gone, the area may be replanted.

What not to do: Do not spray when it is windy. Do not allow spray mist to drift onto vegetables, flowers, ornamental shrubs and trees, small fruits, fruit trees, or any other desirable plants. They will be damaged. Do not spray when rain is expected. Do not water the area for 24 hours after spraying. Do not use this product around vegetables, fruits or other plants you eat. Do not use this product when temperatures are above 85 degrees F.

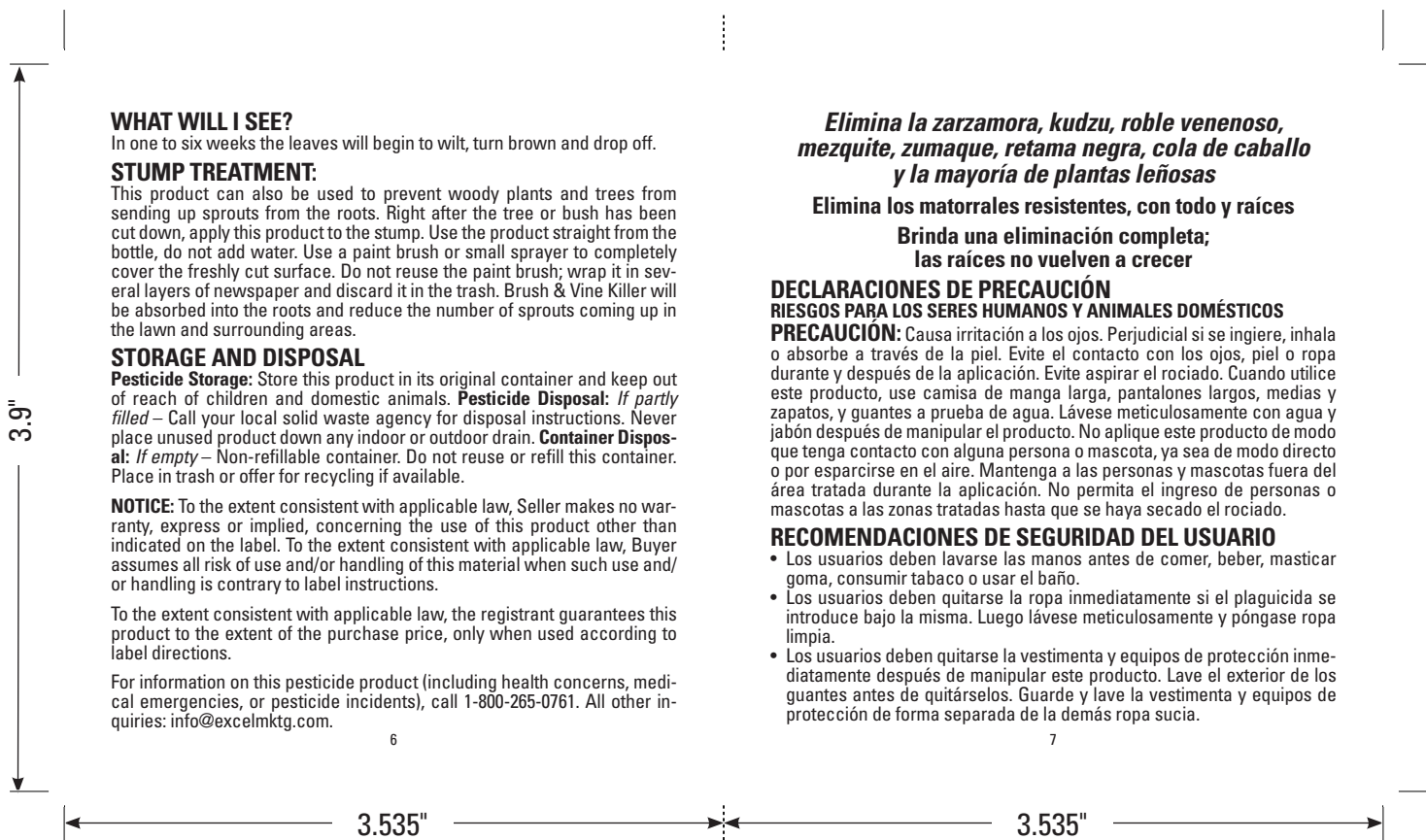
Mixing and Measuring – Shake well before using.

It's a good idea to have a separate sprayer just for weed and brush killers, to avoid mix-ups.

Use this amount of Brush & Vine Killer	in this amount of water	to cover this area
1/2 - 1 cup (4 - 8 fl. oz.)	1 gallon	500 sq. ft.
1 - 2 cups (8 - 16 fl. oz.)	2 gallons	1000 sq. ft.
1 1/2 - 3 cups (12 - 24 fl. oz.)	3 gallons	1500 sq. ft.

5

3.535"



3.9"

3.535"

3.535"

WHAT WILL I SEE?

In one to six weeks the leaves will begin to wilt, turn brown and drop off.

STUMP TREATMENT:

This product can also be used to prevent woody plants and trees from sending up sprouts from the roots. Right after the tree or bush has been cut down, apply this product to the stump. Use the product straight from the bottle, do not add water. Use a paint brush or small sprayer to completely cover the freshly cut surface. Do not reuse the paint brush; wrap it in several layers of newspaper and discard it in the trash. Brush & Vine Killer will be absorbed into the roots and reduce the number of sprouts coming up in the lawn and surrounding areas.

STORAGE AND DISPOSAL

Pesticide Storage: Store this product in its original container and keep out of reach of children and domestic animals. **Pesticide Disposal:** *If partly filled* – Call your local solid waste agency for disposal instructions. Never place unused product down any indoor or outdoor drain. **Container Disposal:** *If empty* – Non-refillable container. Do not reuse or refill this container. Place in trash or offer for recycling if available.

NOTICE: To the extent consistent with applicable law, Seller makes no warranty, express or implied, concerning the use of this product other than indicated on the label. To the extent consistent with applicable law, Buyer assumes all risk of use and/or handling of this material when such use and/or handling is contrary to label instructions.

To the extent consistent with applicable law, the registrant guarantees this product to the extent of the purchase price, only when used according to label directions.

For information on this pesticide product (including health concerns, medical emergencies, or pesticide incidents), call 1-800-265-0761. All other inquiries: info@excelmktg.com.

Elimina la zarzamora, kudzu, roble venenoso, mezquite, zumaque, retama negra, cola de caballo y la mayoría de plantas leñosas

Elimina los matorrales resistentes, con todo y raíces

Brinda una eliminación completa; las raíces no vuelven a crecer

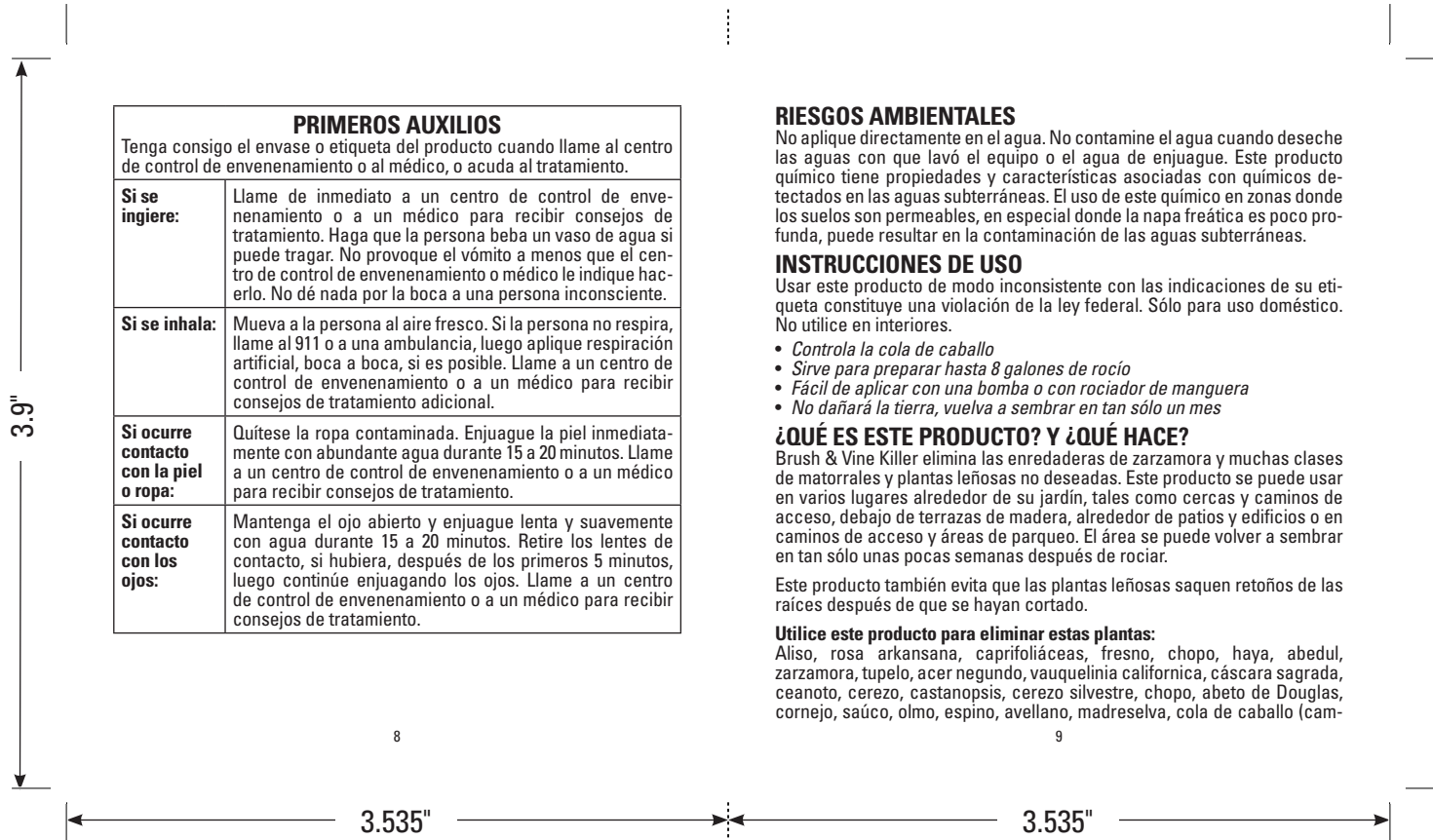
DECLARACIONES DE PRECAUCIÓN

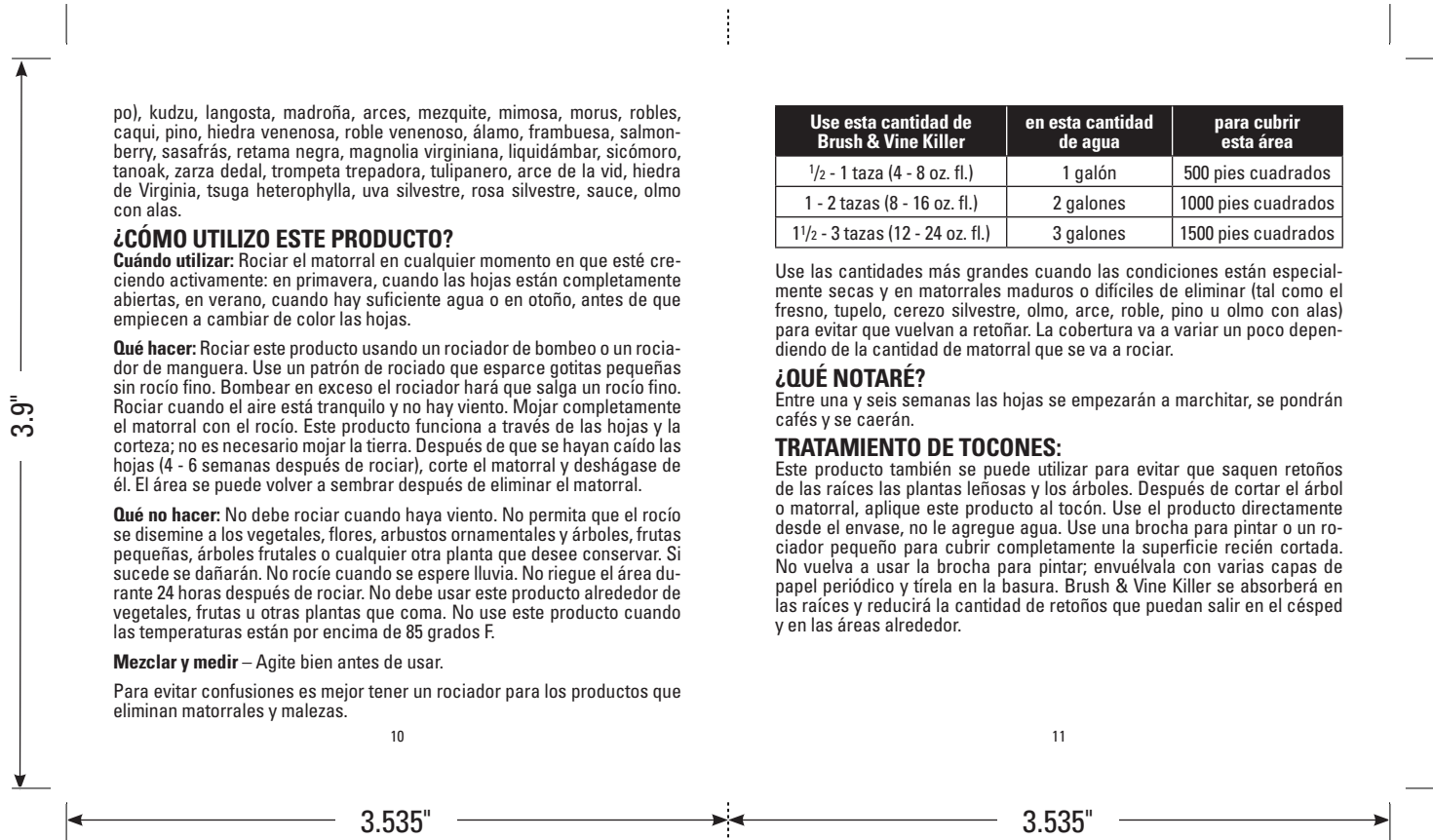
RIESGOS PARA LOS SERES HUMANOS Y ANIMALES DOMÉSTICOS

PRECAUCIÓN: Causa irritación a los ojos. Perjudicial si se ingiere, inhala o absorbe a través de la piel. Evite el contacto con los ojos, piel o ropa durante y después de la aplicación. Evite aspirar el rociado. Cuando utilice este producto, use camisa de manga larga, pantalones largos, medias y zapatos, y guantes a prueba de agua. Lávese meticulosamente con agua y jabón después de manipular el producto. No aplique este producto de modo que tenga contacto con alguna persona o mascota, ya sea de modo directo o por esparcirse en el aire. Mantenga a las personas y mascotas fuera del área tratada durante la aplicación. No permita el ingreso de personas o mascotas a las zonas tratadas hasta que se haya secado el rociado.

RECOMENDACIONES DE SEGURIDAD DEL USUARIO

- Los usuarios deben lavarse las manos antes de comer, beber, masticar goma, consumir tabaco o usar el baño.
- Los usuarios deben quitarse la ropa inmediatamente si el plaguicida se introduce bajo la misma. Luego lávese meticulosamente y póngase ropa limpia.
- Los usuarios deben quitarse la vestimenta y equipos de protección inmediatamente después de manipular este producto. Lave el exterior de los guantes antes de quitárselos. Guarde y lave la vestimenta y equipos de protección de forma separada de la demás ropa sucia.





po), kudzu, langosta, madroña, arces, mezquite, mimosa, morus, robles, caqui, pino, hiedra venenosa, roble venenoso, álamo, frambuesa, salmonberry, sasafrás, retama negra, magnolia virginiana, liquidámbar, sicómoro, tanoak, zarza dedal, trompeta trepadora, tulipanero, arce de la vid, hiedra de Virginia, tsuga heterophylla, uva silvestre, rosa silvestre, sauce, olmo con alas.

¿CÓMO UTILIZO ESTE PRODUCTO?

Cuándo utilizar: Rocíar el matorral en cualquier momento en que esté creciendo activamente: en primavera, cuando las hojas están completamente abiertas, en verano, cuando hay suficiente agua o en otoño, antes de que empiecen a cambiar de color las hojas.

Qué hacer: Rocíar este producto usando un rociador de bombeo o un rociador de manguera. Use un patrón de rociado que esparce gotitas pequeñas sin rocío fino. Bombear en exceso el rociador hará que salga un rocío fino. Rocíar cuando el aire está tranquilo y no hay viento. Mojar completamente el matorral con el rocío. Este producto funciona a través de las hojas y la corteza; no es necesario mojar la tierra. Después de que se hayan caído las hojas (4 - 6 semanas después de rociar), corte el matorral y deshágase de él. El área se puede volver a sembrar después de eliminar el matorral.

Qué no hacer: No debe rociar cuando haya viento. No permita que el rocío se disemine a los vegetales, flores, arbustos ornamentales y árboles, frutas pequeñas, árboles frutales o cualquier otra planta que desee conservar. Si sucede se dañarán. No rocíe cuando se espere lluvia. No riegue el área durante 24 horas después de rociar. No debe usar este producto alrededor de vegetales, frutas u otras plantas que coma. No use este producto cuando las temperaturas están por encima de 85 grados F.

Mezclar y medir – Agite bien antes de usar.

Para evitar confusiones es mejor tener un rociador para los productos que eliminan matorrales y malezas.

Use esta cantidad de Brush & Vine Killer	en esta cantidad de agua	para cubrir esta área
1/2 - 1 taza (4 - 8 oz. fl.)	1 galón	500 pies cuadrados
1 - 2 tazas (8 - 16 oz. fl.)	2 galones	1000 pies cuadrados
1 1/2 - 3 tazas (12 - 24 oz. fl.)	3 galones	1500 pies cuadrados

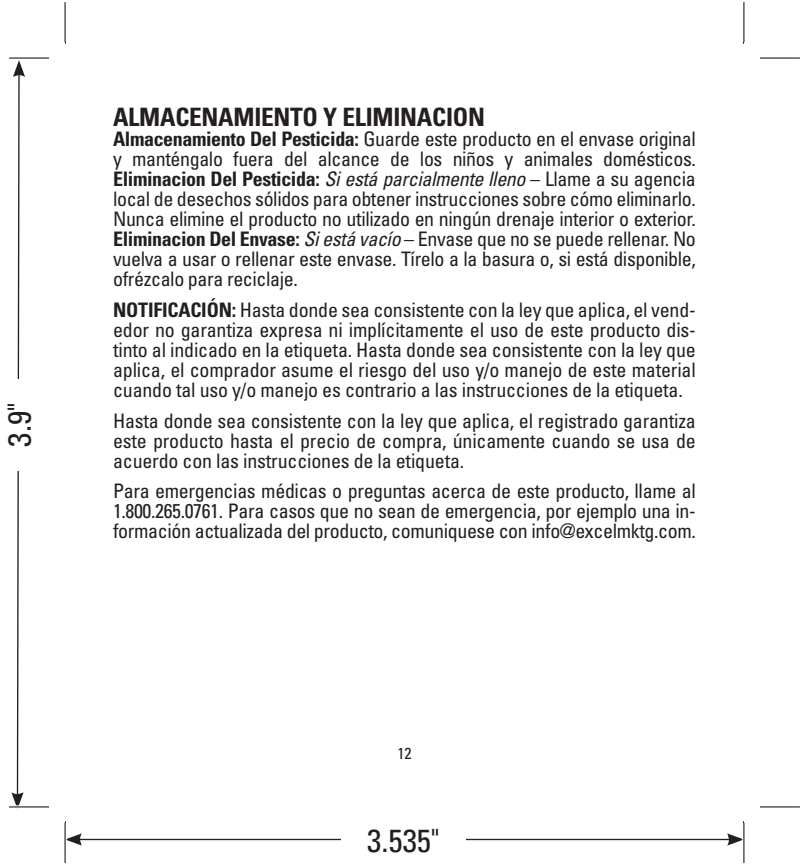
Use las cantidades más grandes cuando las condiciones están especialmente secas y en matorrales maduros o difíciles de eliminar (tal como el fresno, tupelo, cerezo silvestre, olmo, arce, roble, pino u olmo con alas) para evitar que vuelvan a retoñar. La cobertura va a variar un poco dependiendo de la cantidad de matorral que se va a rociar.

¿QUÉ NOTARÉ?

Entre una y seis semanas las hojas se empezarán a marchitar, se pondrán café y se caerán.

TRATAMIENTO DE TOCONES:

Este producto también se puede utilizar para evitar que saquen retoños de las raíces las plantas leñosas y los árboles. Después de cortar el árbol o matorral, aplique este producto al tocón. Use el producto directamente desde el envase, no le agregue agua. Use una brocha para pintar o un rociador pequeño para cubrir completamente la superficie recién cortada. No vuelva a usar la brocha para pintar; envuélvala con varias capas de papel periódico y tírela en la basura. Brush & Vine Killer se absorberá en las raíces y reducirá la cantidad de retoños que puedan salir en el césped y en las áreas alrededor.



AM127-02 Base

300503684-05/10

UPC 0 70624 25024 2

IMAGE Herbicide from Lilly Miller

Brush & Vine Killer

1 Quart

Size: 4.035" x 6.4917"

Black

Pantone 341 Green

